


Bluetooth Fingerprint padlock

- Fingerprint
- Long Standby Time
- Much Safe
- APP Unlock



I . Introduction

Recharging with USB
(Please recharge it before using)

II . Indicator

There are 3 different color indicators, different color, different working conditions, more details as the following:

	Working Condition	Condition
	Twinkle of red	Fail
	Burning of red	Recharging
	Off	Full
	Twinkle of green	Saving Fingerprints /Unlock
	Burning of green	Saving finish
	Twinkle of blue	Saving finish for one time

Notice:
The red indicator will twinkle for 5s in low-power if you touch the fingerprint reader.



- Button or parts
- 1.USB Port
 - 2.Fingerprint Sensor
 - 3.LED Light
 - 4.Shackle
 - 5.Dust Cover

III. Operation

APP supports iOS&Android. The connection is Bluetooth between smart phone and fingerprint lock.The user can unlock,add more fingerprints,delete,rename or read the history of lock in APP.

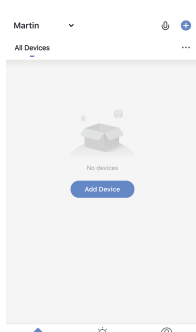
1. Download App

Scan QR to download it.

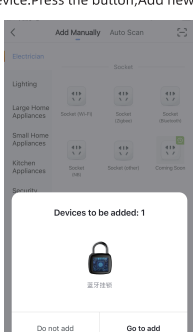


2. Match

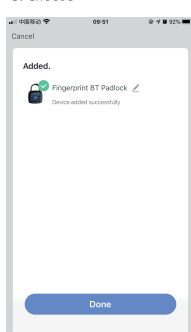
1. Open the APP and click the following




2. Press the fingerprint reader to call back the device.Press the button,Add new device.



3. Choose

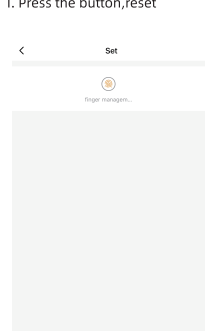


4. ICONS

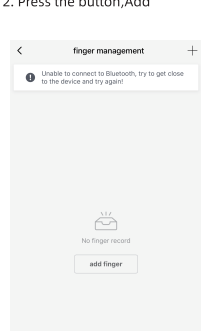


3.Fingerprint reader

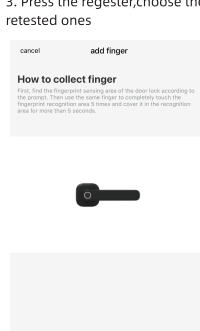
1. Press the button,reset



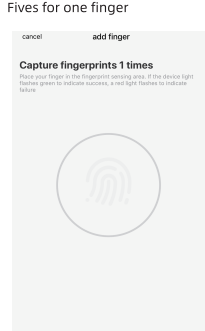
2. Press the button,Add



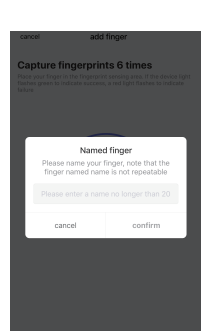
3. Press the register,choose the retested ones



4. Start to read fingerprints, Fives for one finger



5. Name the fingers and save it.

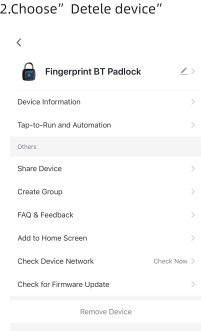


4. Delete

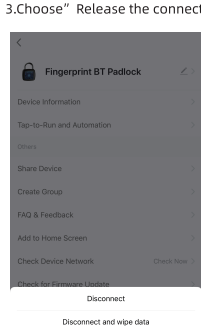
1. Press the upright corner



2.Choose" Detele device"



3.Choose" Release the connection"



IV. Specifications

Fingerprint reader	Semiconductor fingerprint sensing
Dimension	Square,10.4x10.4mm
Memory	10
Technology	Biometrics
FAR	<0.002%
FRR	<1%
Saving Time	≤0.5s
Matching	≤1s
Administrators	1